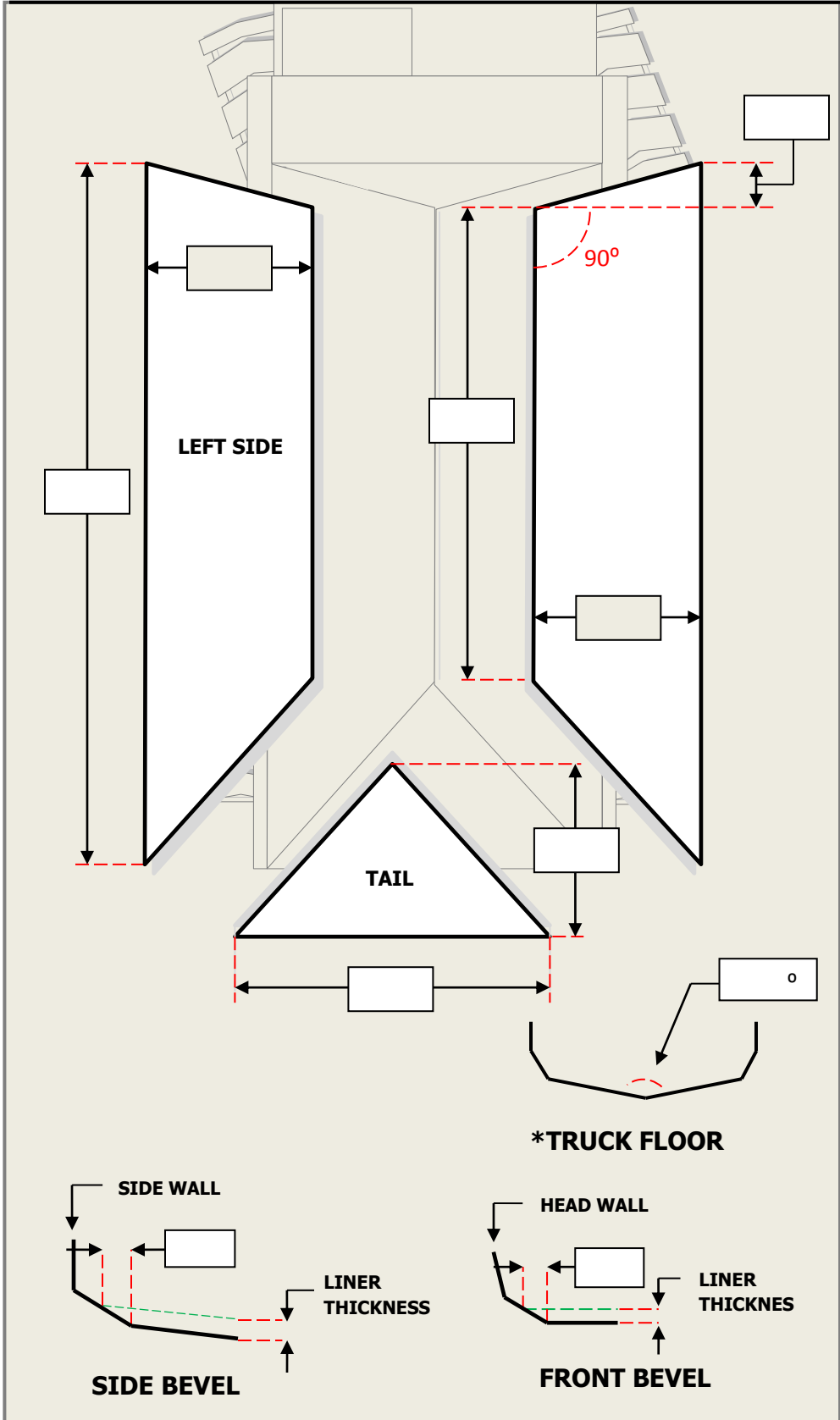


Dual Slope Truck Bed Liner Data Sheet



End User Information

End User: _____

Address: _____

City: _____

State: _____ ZIP: _____

Distributor Information

Distributor: _____

Contact: _____

Phone: _____

Fax: _____

Technical Information

Is the Box Heated? **Yes** or **No**

Please Circle One

Indicate with an "X" on the Data Sheet where the heated exhaust enters the bed.

Truck Make:

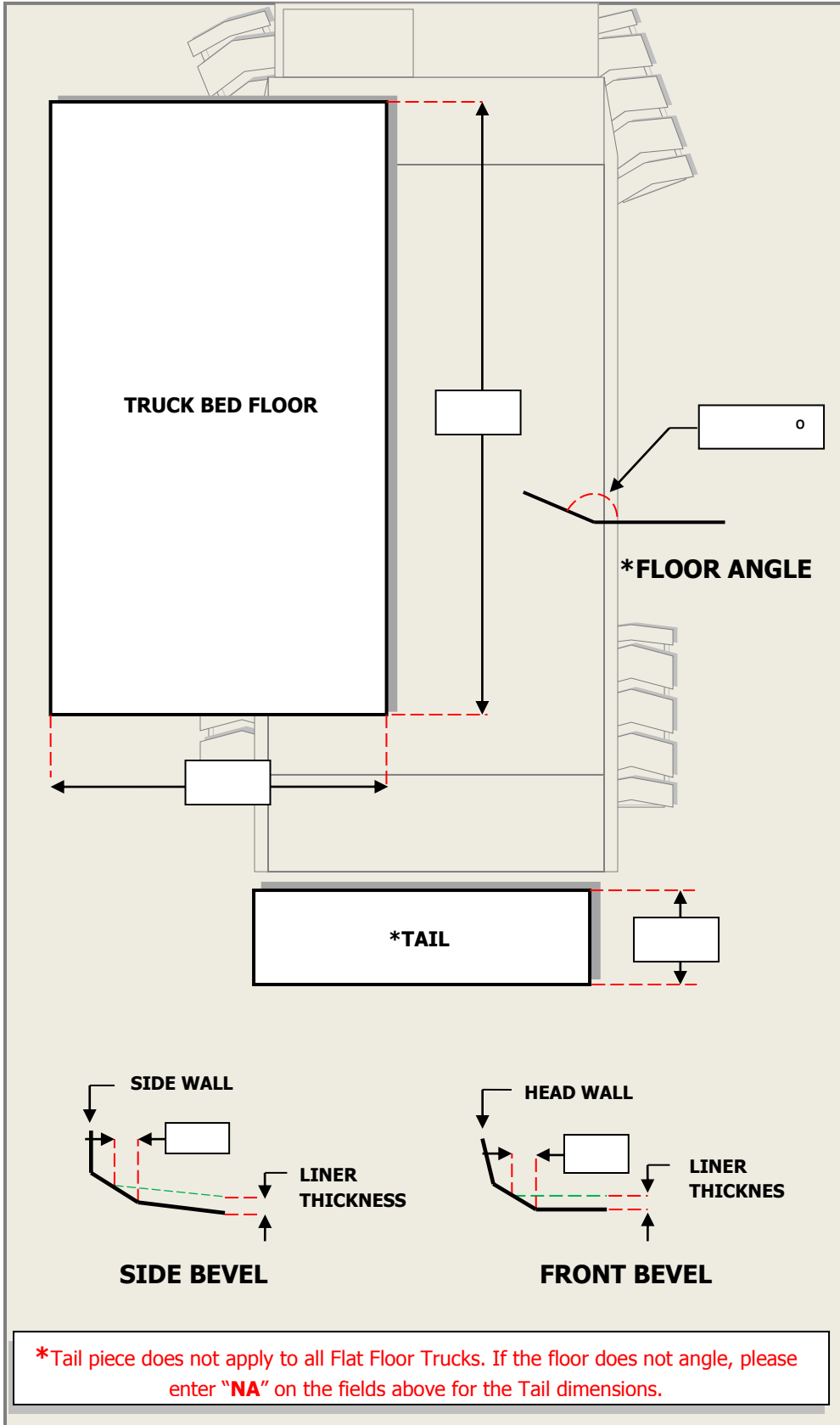
Truck Model:

Truck Series:

Notes: _____

For Assistance Please Call
1.800.622.5667

Flat Floor Truck Bed Liner Data Sheet



*Tail piece does not apply to all Flat Floor Trucks. If the floor does not angle, please enter "NA" on the fields above for the Tail dimensions.

End User Information

End User: _____

Address: _____

City: _____

State: _____ ZIP: _____

Distributor Information

Distributor: _____

Contact: _____

Phone: _____

Fax: _____

Technical Information

Is the Box Heated? **Yes** or **No**

Please Circle One

Indicate with an "X" on the Data Sheet where the heated exhaust enters the bed.

Truck Make:

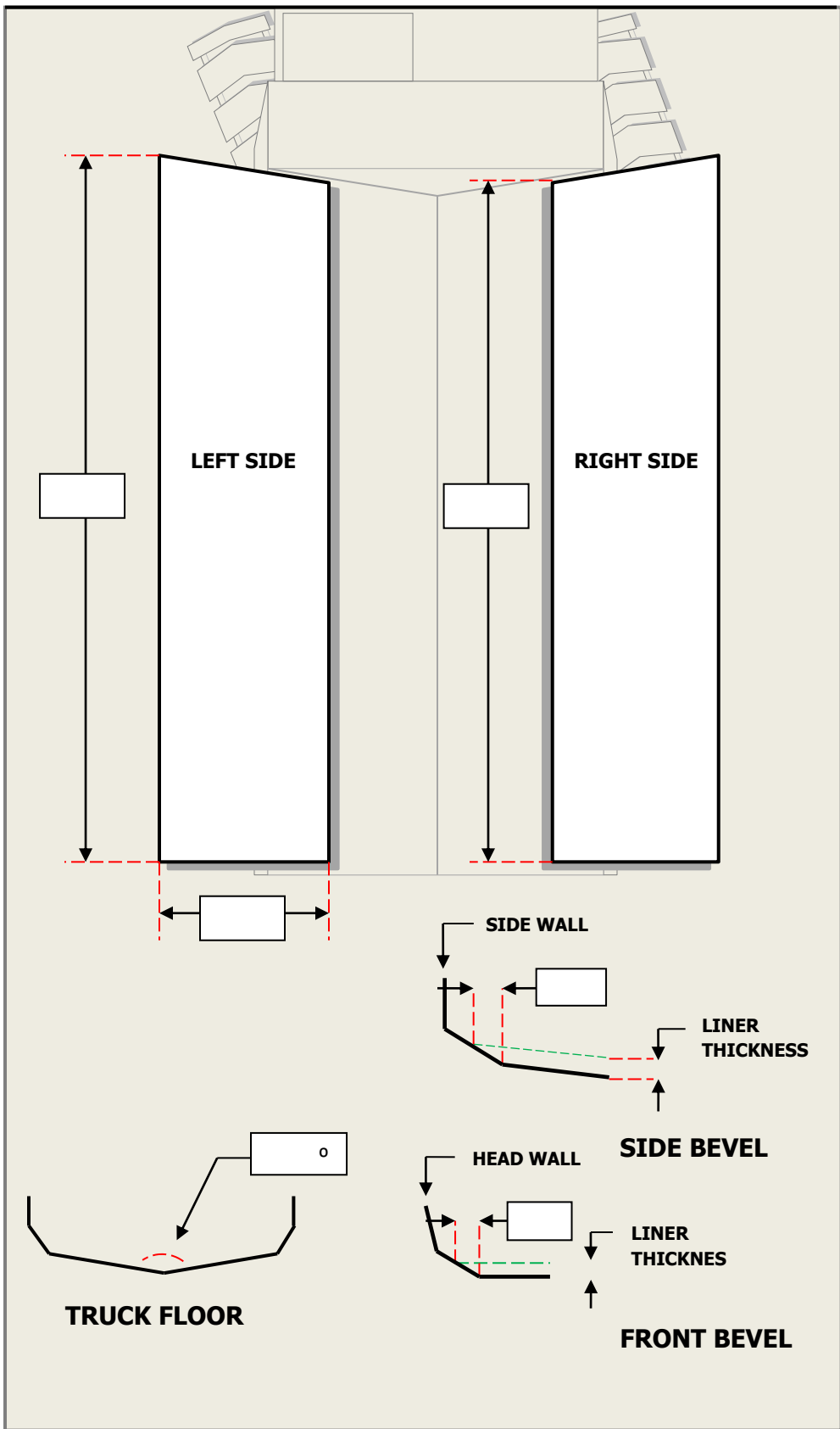
Truck Model:

Truck Series:

Notes: _____

For Assistance Please Call
1.800.622.5667

"V" Bottom Truck Bed Liner Data Sheet



End User Information

End User: _____

Address: _____

City: _____

State: _____ ZIP: _____

Distributor Information

Distributor: _____

Contact: _____

Phone: _____

Fax: _____

Technical Information

Is the Box Heated? **Yes** or **No**

Please Circle One

Indicate with an "X" on the Data Sheet where the heated exhaust enters the bed.

Truck Make:

Truck Model:

Truck Series:

Notes: _____

For Assistance Please Call
1.800.622.5667